GKW-RW 300/500V Thin Wall Single Core

↘ Applications

Single core power and control cable designed for protected, fixed installation inside and outside railway vehicles for connecting fixed and moving parts in direct current and alternating voltage technology, especially converter technology.

↘ Standard

- BS 6853 -1a
- DIN 5510-2 1-4
- NFF 16-101 F0

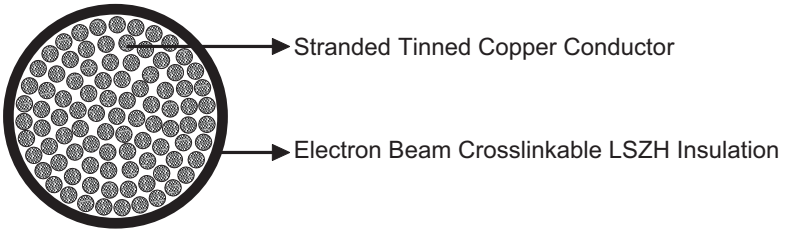

↘ Construction

- **Conductors:** Circular Class 5 stranded tinned copper to IEC60228/VDE 0295.
- **Insulation:** Electron beam crosslinkable LSZH compound.

↘ Electrical Characteristics at 20℃

Nominal Conductor Cross Section	mm²	0.5	0.75	1	1.5	2.5
Maximum Conductor Resistance	Ω/km	40.1	26.7	20.0	13.7	8.21
Voltage Rating	KV	0.3/0.5				

↘ Mechanical and Thermal Properties

Minimum Bending Radius: 4xOD (Static); 6xOD (Flexing)
Temperature Range: -40℃ ~+120℃ (Static); -35℃ ~+90℃ (Flexing)
Short Circuit Temperature: +280℃

↘ Dimensions and Weight

No. of cores& Nominal Conductor Cross Sectional Area No.×mm²	Number and Nominal Diameter of Strands No/mm	Nominal Insulation Thickness mm	Nominal Overall Diameter mm	Nominal Weight kg/km
1×0.5	16/0.20	0.18	1.3	6
1×0.75	24/0.20	0.18	1.56	9
1×1.0	32/0.20	0.18	1.7	12
1×1.5	30/0.25	0.22	2.04	17
1×2.5	50/0.25	0.28	2.66	27

Impact Resistant

Highly Flexible

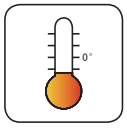

Cold Resistant

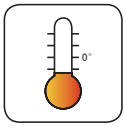

Soldering Heat Resistant

IRM 903 Fuel Oil Resistant

IRM 902 Mineral Oil Resistant

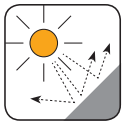
UV Resistant

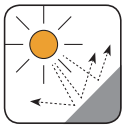
Ozone Resistant

Acid and Alkali Resistant

Fire Retardant
NF C32-070-2.2(C1)
IEC 60332-3/EN50266

Flame Retardant
NF C32-070-2.1(C2)
IEC 60332-1/EN 50265-2-1

Low Corrosivity
EN 50267-2-2/NF C32-074
IEC 60754-2/NF C20-453

Low Toxicity

Low Smoke Emission
IEC 61034/NFC20-902
EN 50268/NF C32-073

Zero Halogen
IEC 60754-1/NF C20-454
EN 50267-2-1